



FOR THE YEAR ENDED DECEMBER 31, 2022

2022 ANNUAL FINANCIAL REPORT HIGHLIGHTS

BRITISH COLUMBIA, CANADA

SURREY.CA



CONTENTS

INTRODUCTION

Award for Outstanding Achievement in Popular Annual Financial Reporting	3
Message from the Mayor	4
City Council & Surrey Officers	5
Surrey Facts & History	6
Awards	10
Accomplishments	13
Finance Report	15
Financial Information	17
Consolidated Statement of Financial Position	22
Consolidated Statement of Operations	23
Services & Contact Information	24

This report features highlights from Surrey's 2022 Annual Financial Report.

For the detailed 2022 Annual Financial Report that meets legislated requirements, please visit [surrey.ca](https://www.surrey.ca) (Menu > City Government > City Departments > Finance > Financial Documents).

Hard copies are available upon request.

The 2022 Annual Financial Report Highlights is available for the general public electronically on the City of Surrey's website.



Government Finance Officers Association

**Award for
Outstanding
Achievement in
Popular Annual
Financial Reporting**

Presented to

**City of Surrey
British Columbia**

For its Annual Financial Report
For the Fiscal Year Ended

December 31, 2021

Christopher P. Morill

Executive Director/CEO

**AWARD FOR OUTSTANDING
ACHIEVEMENT IN POPULAR ANNUAL
FINANCIAL REPORTING**

The Government Finance Officers Association of the United States and Canada (GFOA) has given an Award for Outstanding Achievement in Popular Annual Financial Reporting to City of Surrey for its Popular Annual Financial Report for the fiscal year ended December 31, 2021. The Award for Outstanding Achievement in Popular Financial Reporting is a prestigious national award recognizing conformance with the highest standards for preparation of state and local government popular reports.

In order to receive an Award for Outstanding Achievement in Popular Annual Financial Reporting, a government unit must publish a Popular Annual Financial Report, whose contents conform to program standards of creativity, presentation, understandability and reader appeal.

An Award for Outstanding Achievement in Popular Annual Financial Reporting is valid for a period of one year only. We believe our current report continues to conform to the Popular Annual Financial Reporting requirements, and we are submitting it to GFOA to determine its eligibility for another Award.



MESSAGE FROM THE MAYOR

On behalf of City Council, it is my pleasure to present the 2022 Annual Financial Report for the City of Surrey.

As British Columbia's second largest city, our strong and steady interest in commercial and residential investment showcases the economic confidence of the region. In 2022, the value of building permits topped \$2 billion in Surrey, which saw the creation of 4,480 new homes to support Surrey's growing community.

The City continues to provide a conducive environment which fosters development of jobs, business investment, entrepreneurship, and innovation within Surrey, creating a competitive City with countless opportunities for success.

Our Council is investing for the future with additional and improved services, adding valuable benefits to the day-to-day lives of those who work, play, invest and live in Surrey. The ongoing effort of residents, businesses, community leaders, and administration all contribute to Surrey's shared success. Our Council is committed to ensuring a strong financial position while continuing to foster a vibrant, innovative and sustainable City.

Sincerely,

A handwritten signature in black ink that reads "Brenda Locke". The signature is written in a cursive, flowing style.

Brenda Locke
Mayor

CITY COUNCIL

BACK

Councillor Mandeep Nagra
 Councillor Mike Bose
 Councillor Doug Elford
 Councillor Gordon Hepner

CENTER

Mayor Brenda Locke

FRONT

Councillor Linda Annis
 Councillor Harry Bains
 Councillor Rob Stutt
 Councillor Pardeep Kooner



CITY COUNCIL & SURREY OFFICERS

Surrey Officers

City Manager

V. Lalonde

General Manager, Investment & Intergovernmental Relations Department D. Jones

Chief Librarian

S. Bhogal

General Manager, Parks, Recreation & Culture Department L. Cavan

Director, Strategic Initiatives & Corporate Reporting

J. Arason

General Manager, Planning & Development Department D. Luymes

Fire Chief

Chief L. Thomas

Officer in Charge, Surrey RCMP Detachment A/Commr. B. Edwards

General Manager, Community Services Department

T. Waterhouse

Chief Constable, Surrey Police Service Chief N. Lipinski

General Manager, Corporate Services Department

R. Costanzo

Auditors – BDO LLP

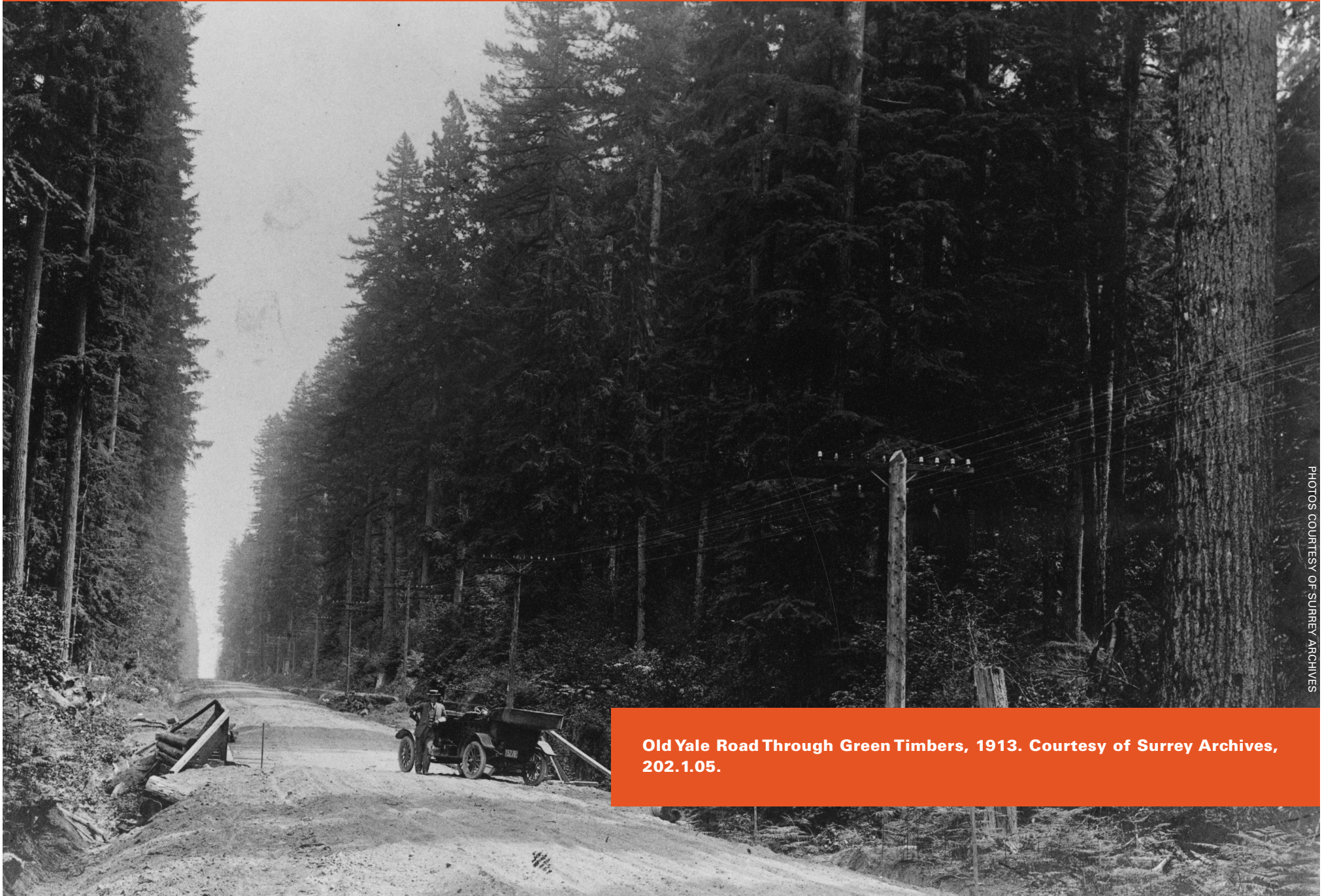
General Manager, Engineering Department

S. Neuman

Bankers – Royal Bank of Canada

General Manager, Finance Department

K. Grewal



PHOTOS COURTESY OF SURREY ARCHIVES

Old Yale Road Through Green Timbers, 1913. Courtesy of Surrey Archives, 202.1.05.



BCER STATION, CLOVERDALE, 1911.
COURTESY OF SURREY ARCHIVES, 205.03B



TWO CONSTRUCTION WORKERS ON
SKYTRAIN TRACK, CA. 1990. TERENCE
WILLIAM Lyster Fonds. COURTESY OF
SURREY ARCHIVES, 2015.0009.496.

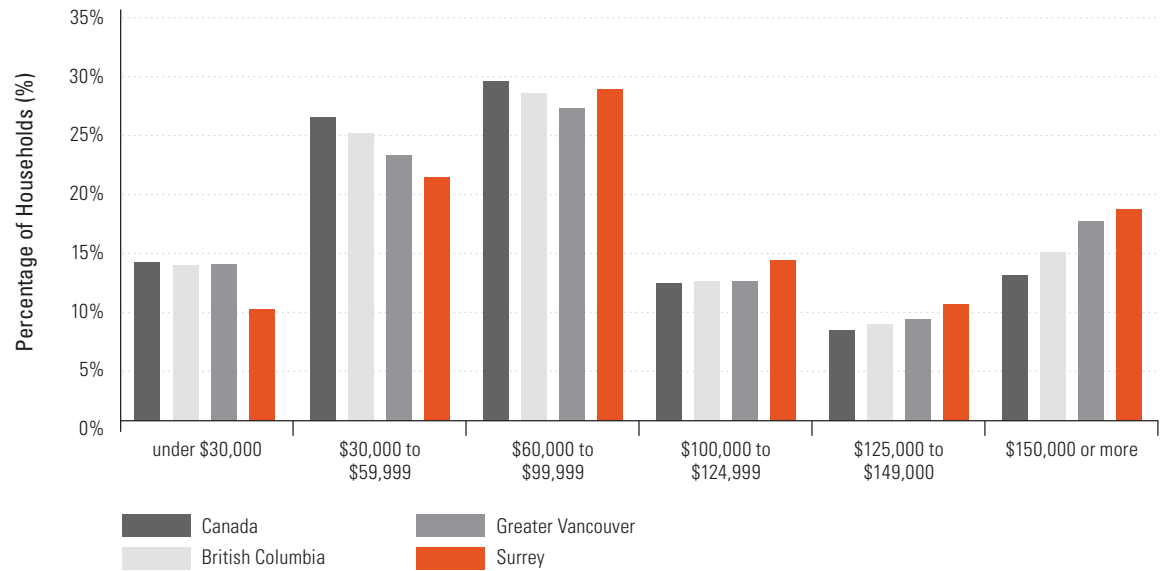
- 1879 Surrey incorporated as a district municipality consisting of 35 property owners
- 1881 First Town Hall built at Surrey Centre
- 1904 Fraser Bridge opened
- 1937 Pattullo Bridge opened
- 1940 King George Boulevard (Highway) officially opened
- 1948 Surrey Parks Commission established
- 1962 New Municipal Hall constructed at Highway 10 and 142 Street
- 1990 The SkyTrain Expo Line expands from New Westminster to Surrey
- 1993 Surrey celebrated becoming a City and a SkyTrain link opens
- 2001 Surrey became the 11th largest city in Canada and Surrey RCMP celebrated 50 years of service to the City
- 2005 Surrey citizens elected their first female mayor and their first Indo-Canadian councillor
- 2008 Surrey awarded the Cultural Capital of Canada designation from the Department of Canadian Heritage
- 2009 Surrey adopted a new corporate image with a new logo and the tagline "The Future Lives Here"
- 2010 Surrey served as an official venue for the 2010 Winter Olympics and hosted a celebration site situated at Holland Park
- 2011 First major Canadian city to host an electric vehicle charging station at City Hall
- 2014 The new Surrey City Hall officially opened its doors
- 2015 The world class FINA-certified Guildford Aquatic Centre opens to the public
- 2016 Grandview Heights Aquatic Centre, the second FINA-certified aquatic facility opens to the public
Surrey's state-of-the-art Operations Centre opens
- 2017 South Surrey Operations Centre completed construction on time and opened their doors November 2017
- 2018 Museum of Surrey expansion, a community driven cultural facility with ever-changing exhibits, programs and special events that reflect innovation and creativity of Surrey residents, opened September 2018
- 2019 The North Surrey Sports & Ice Complex was completed. The City set a new record of \$2.2 billion in building permit values issued
- 2020 The City appointed its first Ethics Commissioner
- 2021 Clayton Community Centre opened to the public in October 2021 and is the first community centre in North America to be Passive House Certified, using up to 90% less energy than comparable buildings and reducing Surrey's carbon footprint
- 2022 Surrey wins bid to host 55+ BC Games in 2027

The City of Surrey is the second-largest city in the province of British Columbia, located at the crossroads of the Pacific Rim, Greater Vancouver, and the United States. Surrey's population of approximately 601,101 grows every year and a rich ethnic diversity flourishes in this vibrant community. Visitors and residents alike enjoy Surrey's natural beauty of green forests, tranquil rivers, and spectacular parks. With its agricultural heritage and economic growth, the City of Surrey is proud to declare its vision, "The Future Lives Here".

Surrey is approximately 317 km², an area almost equal to that of Vancouver, Richmond and Burnaby combined (344 km²).

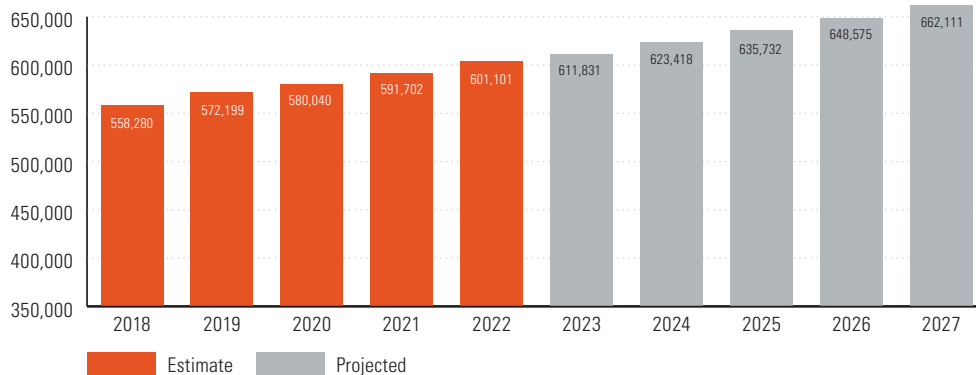
Comparison of Household after-tax income for Surrey and Higher Level Geographies

Source: Focus on Geography Series, 2021 Census - Surrey



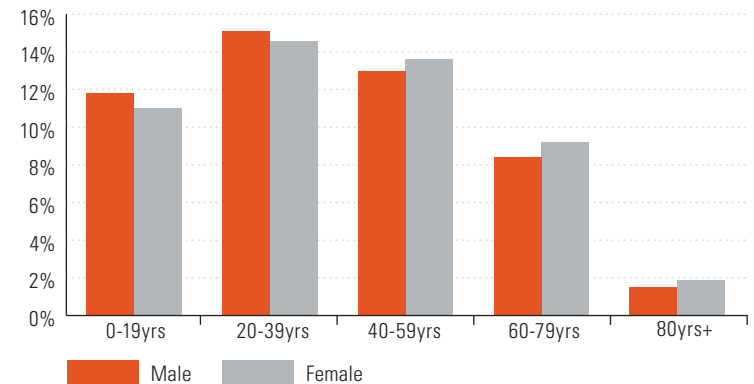
10 Year Population Estimates and Projection

Source: City of Surrey Planning & Development Department



Demographics by Age and Gender

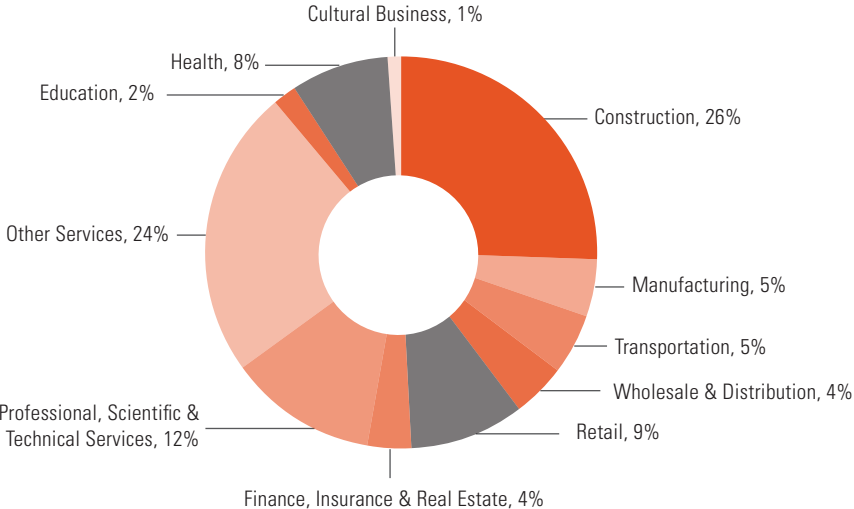
Source: Statistics Canada 2021. Census Profile. 2021



Over 22,500 businesses are based in Surrey, and almost 2,850 new business licenses were issued in 2022. Investors continue to take advantage of Surrey’s diverse economy, skilled labour force and excellent regional and international distribution links.

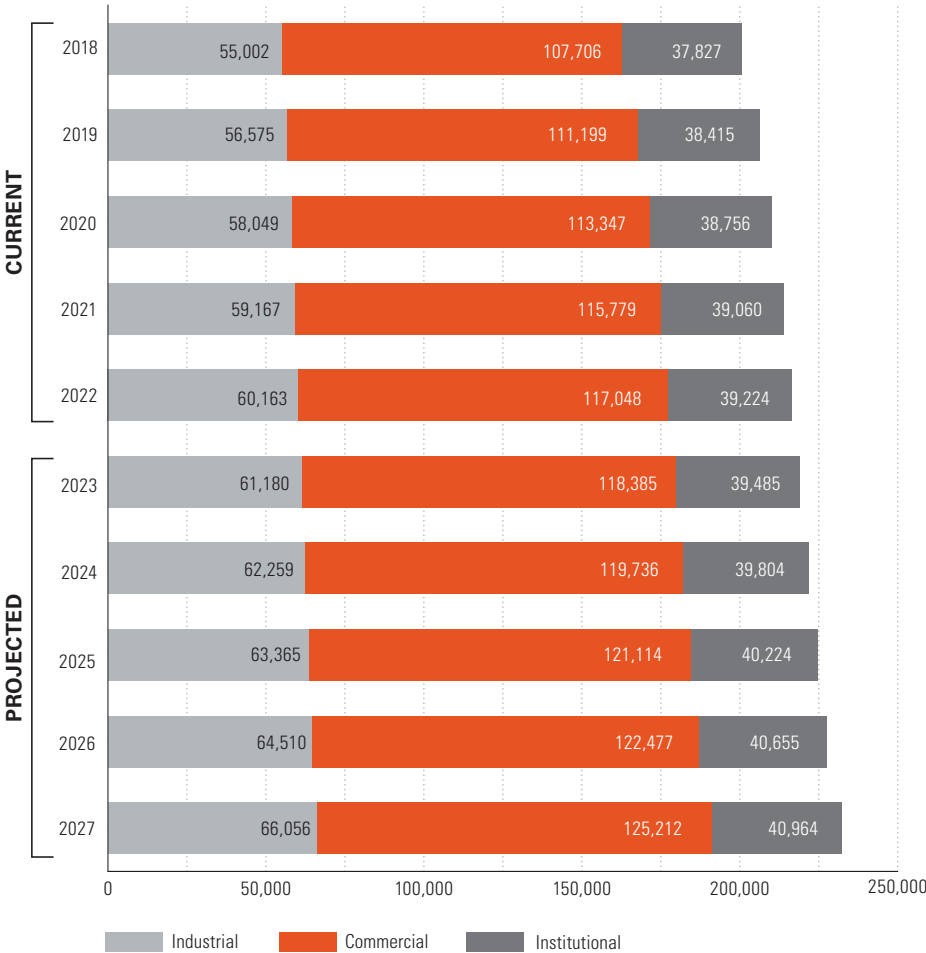
Business Distribution in Surrey by Sector

Source: City of Surrey Economic Development Division



Current and Projected Employment in Surrey

Source: City of Surrey Planning & Development Department





Selected as one of Canada's Top Diversity Employers.

DEPARTMENT	AWARDS
ENGINEERING	Canada's Safest Employer for Young Workers Award (joint with Corporate Services)
	Excellence Award for Canada's Safest Public Sector / Non-Profit Employer
	Outstanding Achievement in Marketing
CORPORATE SERVICES	Canada's Greenest Employer for 2022
	Canada's Best Diversity Employer for 2022
	Canada's Top Employer for Young People for 2022
	Recertified for Canada's Most Admired Corporate Cultures (2021-2022)
	Canada's Safest Employer for Young Workers Award (joint with Eng Ops)
	2022 Organizational Safety Excellence Award
	City of Excellence – Gold Standard Award
FINANCE	Government Finance Officers Association Distinguished Budget Presentation Award: 2022-2026 Financial Plan
	Government Finance Officers Association Canadian Award for Financial Reporting: 2021 Annual Report
	Government Finance Officers Association Award for Outstanding Achievement in Popular Annual Financial Reporting: 2021 Annual Report Highlights
	"A-" rating from C.D. Howe Institute: 2022 edition of its Annual Municipal Fiscal Accountability report card
PARKS, RECREATION & CULTURE	2022 Marcom Platinum Awards - Surrey Canada Day (Branding Refresh) , Surrey Fusion Festival (Event Website)
	2022 Marcom Gold Awards - Surrey Music Strategy (Integrated Marketing) , Surrey Fusion Festival 2022 (Special Event)
	2022 Communicator Awards of Distinction - Surrey Child Care Action Plan (Corporate Communications/Overall Design)
	2022 Communicator Awards of Distinction - SAFE Infographic (Corporate Communications/Overall Design)
	2022 Communicator Awards of Distinction - Climate Action Strategy Engagement (Integrated Campaign/Business to Consumer)
	2022 Communicator Awards of Distinction - Climate Action Video (Online Video/Causes & Awareness)
	2022 Communicator Awards of Excellence - Surrey Transportation Project: Bold Moves video series (Online Video Web Series)
	2022 Communicator Awards of Excellence - Surrey Electric Vehicle Strategy document (Corporate Communications/Overall Design)
	2022 Tree City of the World designation
	Greener Greenspaces Recognition
	Pollinator Steward Certification
PLANNING & DEVELOPMENT	Most Improved Approval Timing award from NAIOP for Guaranteed Permitting Timelines
	Clean Air Building Award for City Hall
	Spaces and Places award from Innovation by Design Awards for Clayton Community Centre



Surrey is a forward-thinking, globally recognized leader in building vibrant, sustainable communities through technology and innovation.




With a population of over 601,101, Surrey is projected to welcome an average of 10,056 residents per year for the next five years. Staff will continue to work efficiently and effectively in delivering high quality services, continue to pursue new revenue opportunities and implement innovative ideas and solutions that will position the City for continued success.

Some notable accomplishments of the City of Surrey during 2022 were:


- Continued working with partners including the federal and provincial governments, SFU, UBC, TransLink and others to establish Surrey City Centre as the second metropolitan centre in the region, with an emphasis on attracting office and employment uses to the City Centre
- Delivered the Canada Mortgage and Housing Corporation Rapid Housing Initiative project by completing Little's Place in the summer of 2022, adding 44 new supportive housing units
- Continued to support process improvements and guaranteed permitting timelines for land development and building projects
- Bylaw enforcement officers referred 73 abandoned properties to the Surrey Fire Service in 2022, with close to 30 properties subsequently demolished
- Completed and updated the City's Cash Handling Policy, including the guidelines for handling cardholder data and the cardholder data protection policy to ensure compliance with current best practices
- Continued to work on behalf of the City Manager with BC Emergency Health Services to establish collaborative working groups to seek alternative, more efficient approaches for Fire Services and Ambulance Services involvement in responding to medical emergencies in Surrey
- Successfully completed technology upgrades, including the installation and setup of a new dispatch phone system as part of the dispatch centre's ongoing transition to Next Generation 9-1-1
- As a full member of the Consider Canada City Alliance, the City gained strategic partner status with Invest in Canada and Global Affairs Canada, resulting in over five major investment leads (valued at >\$100 million)
- Hosted four public tree sale events where over 4,000 trees were purchased by residents to plant on private property

SURREY FUSION FESTIVAL AT HOLLAND PARK

- Implemented a '55+ Try It - Sports and Games' sports and games initiative in collaboration with several stakeholders, including lawn bowling, walking soccer, pickleball and snooker
- Developed a new digital application that can be used in the field by our contractor to account for drainage basin cleaning and maintenance work on 20,000+ drains annually
- Engineering filled a total of 21,743 potholes in 2022
- Continue to support the implementation of the online permit portal and digital permit processing, providing new and enhanced permitting abilities across multiple permit types, improving transparency, access, and efficiencies for applicants
- Welcomed 25,921 new library members in 2022
- Continued to utilize social media opportunities to communicate with residents, resulting in better customer service for our taxpayers
- Facilitated the payroll implementation of the Earned Time Bank Pilot Program



INTERIOR OF SURREY CITY HALL



Improved speed and predictability in the land development approval process through the Guaranteed Permitting Timelines program.

REPORT *from the CFO/General Manager, Finance*

It is my pleasure to present the Annual Financial Report for the year ended December 31, 2022.

The financial statements and related information in this section have been taken directly from the City's audited Consolidated Financial Statements, which are prepared in accordance with Canadian Public Sector Accounting Standards as prescribed by the Public Sector Accounting Board (PSAB) of the Chartered Professional Accountants of Canada (CPA Canada).

FINANCIAL OVERVIEW

In early 2022 the Province took steps to ease certain COVID-19 restrictions impacting the operation of City Parks, Recreation & Culture (PRC) and Library facilities. As a result, PRC programs resumed operations and Library branches returned to full-service hours, adjusted to community needs and activity levels. The City continued to monitor capacity levels and hire and train staff to restore operations.

2022 was marked by aggressive and swift interest rate increase by the Bank of Canada (BOC) as a means to temper the effects of high inflation. The BOC increased its Target Overnight Rate seven times last year, adding 3.75%. The Prime Rate at Canadian Financial Institutions climbed to 6.45%, the highest level over the past 20-plus years. The cost to the City for goods and services rose as a result of inflation, while investment income benefitted from enhanced yields with a year-over-year increase of \$22 million.

Surrey experienced strong development activity in 2022 with \$2.1 billion worth of building permits issued during the year. The real estate market remains active with Surrey continuing its appeal as an affordable destination for young families to settle and thrive.

The City is undertaking significant capital investments to provide citizens with access to safe, inviting, high quality facilities, programs and services. In 2022, construction commenced for the Cloverdale Sport & Ice Complex, Bear Creek Athletics Centre, and the Newton Community Centre. Investing in major capital projects spurs economic activity that can catalyze growth while supporting our vision of a thriving, green and inclusive community.

In December 2022, Council approved a plan to retain Surrey RCMP as Police of Jurisdiction (POJ). Through a detailed financial analysis, it was determined that keeping the RCMP would result in total estimated cost savings of \$235.4 million over a five-year period. The plan was provided to the Province of British Columbia's (BC) Minister of Public Safety and Solicitor General for endorsement of Council's decision.

2022 IN REVIEW

- Consolidated Net Financial Assets increased to \$453.4 million compared to \$278.0 million in 2021, an increase of \$175.4 million.
- Consolidated Non-Financial Assets increased to over \$9.9 billion compared to \$9.6 billion in 2021. The increase is the net result of capital additions of physical assets in the year, offset by disposals and amortization expense.
- Consolidated revenues increased to \$1.4 billion compared to \$1.2 billion in 2021. Drivers of the year-over-year growth included Development Cost Charge revenue, Developer Contributions (including Community Amenity Contributions & Bonus Density payments), Investment Income and Sales of Goods and Services.

- Consolidated expenses increased to \$945.2 million compared to \$877.6 million in 2021. This year-over-year change was predominantly due to increases in Police and Fire services, Planning & Development, Parks, Recreation & Culture, Roads & Traffic safety and in the cost of Water, Sewer, and Drainage.
- The Deferred Development Cost Charges (DCC) balance was \$333.6 million, a decrease from the balance of \$371.7 million at the end of 2021. This reduction is attributable to less DCCs levied for the year, along with a greater amount of DCC revenue recognized to fund the General, Water, Sewer, and Drainage capital programs.

THE FUTURE

The 2023 budget engagement process was successful in connecting with the community and soliciting meaningful feedback on budget priorities and preferred funding methods. Building on the success of this initiative, an engagement process will be launched for the 2024 budget providing opportunities for residents and stakeholders across the city to provide input and voice their budget priorities.

2023 will bring revitalization to the Surrey Homelessness and Housing Society (SHHS) and Surrey City Development Corporation (SCDC). Council has initiated a recruitment process for the appointment of volunteer community Board members to the SHHS to support the organization's efforts in addressing homelessness in Surrey. Additionally, SCDC will be re-operationalized as a for-profit development company. Council has begun the process to recruit independent Board members and reconstitute the necessary corporate infrastructure to allow SCDC to act as a catalyst for positive development in the City.

Nearly \$90 million in funding was awarded to the City through the Province of BC's Growing Communities Fund. This funding will have an immediate positive impact towards supporting and maintaining high quality City facilities and amenities. New investments in the *2023 Five-Year (2023-2027) Financial Plan – Capital Program* include an additional third sheet of ice at the Cloverdale Sport & Ice Complex. Continued capital investments will ensure Surrey continues to advance as one of Canada's most vibrant, livable cities.

In April 2023, the Minister of Public Safety and Solicitor General acknowledged that the final decision on choosing the POJ remains with the City of Surrey. The Province released a report prepared by the Director of Police Services which provided recommendations to the Minister concerning Council's decision to retain the RCMP as POJ. City staff will work with Mayor and Council to review the report's recommendations and come to a resolution on the policing transition, with a view towards eliminating financial uncertainty and providing the most cost-effective option for taxpayers.

During the course of 2022, the City strengthened its financial position and is well poised to continue delivering a high quality of service to our residents and businesses in 2023 and years beyond.

Respectfully submitted,

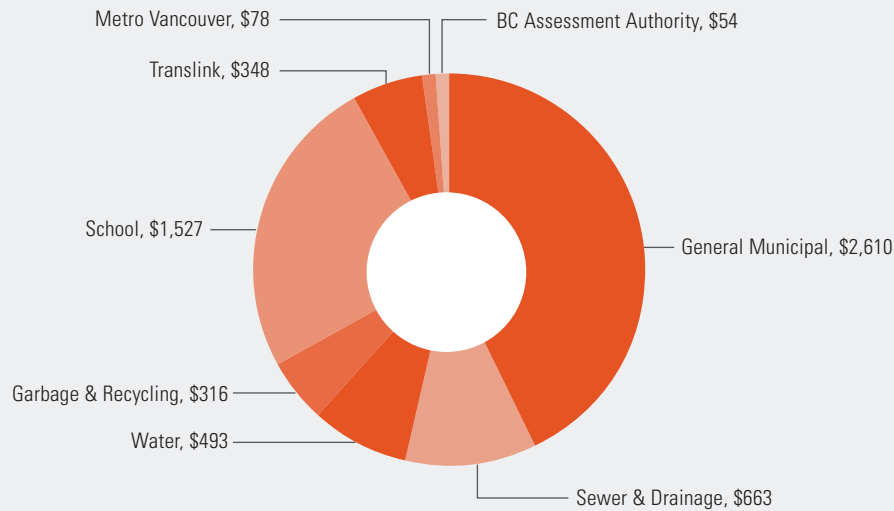


Kam Grewal, BBA, CPA, CMA
CFO/General Manager Finance

Financial data used to prepare this information is taken directly from the Consolidated Financial Statements for highlight purposes only. This information is presented in conformity with generally accepted accounting principles (GAAP). For a copy of the full 2022 Annual Financial Report including the audited financial statements, please go to www.surrey.ca.

2022 Average Residential Tax and Utilities Bill*

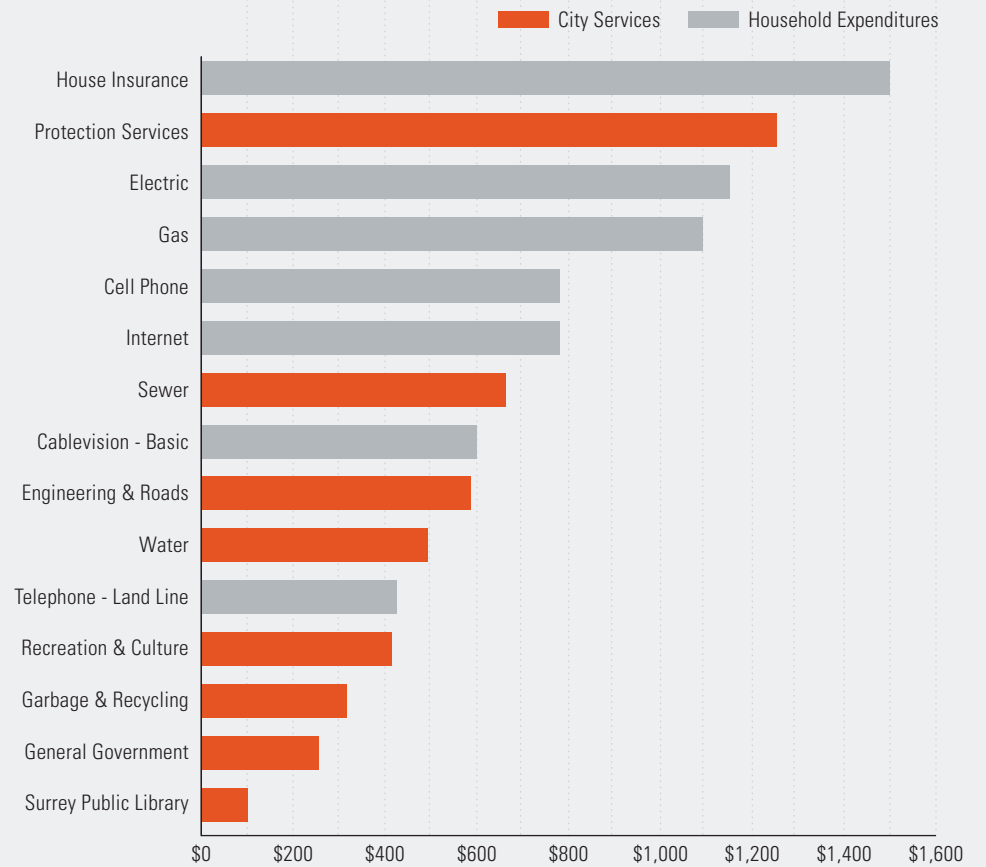
Source: City of Surrey Finance Department



* Based on an Average Residential Dwelling with Assessed Value of \$1,544,173.
Note: If eligible for full Provincial Home Owner Grant, taxes are reduced by \$570 (\$845 if over 65 years of age or disabled)

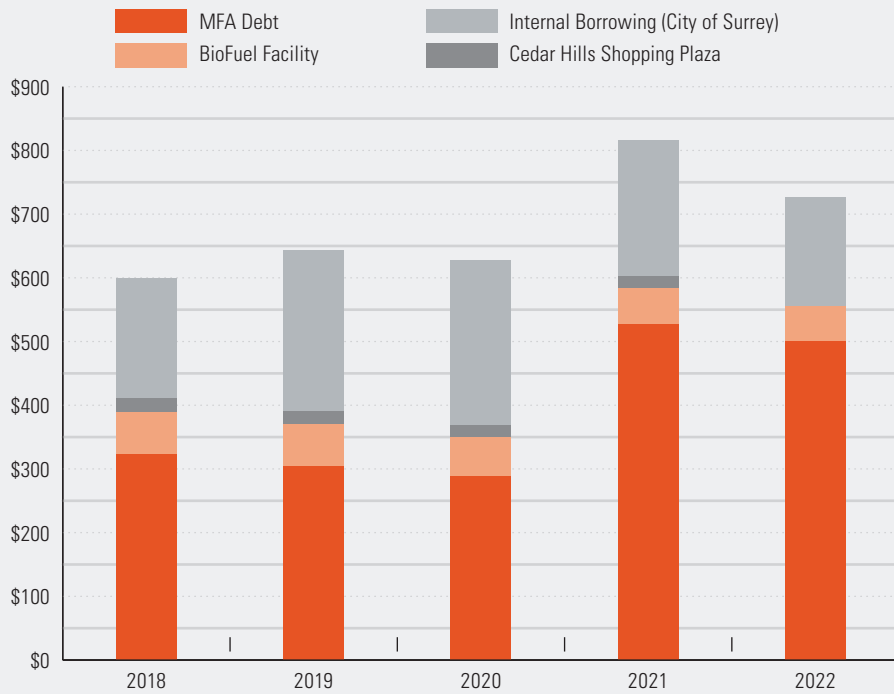
2022 Household Expenditures vs City Services

Source: City of Surrey Finance Department



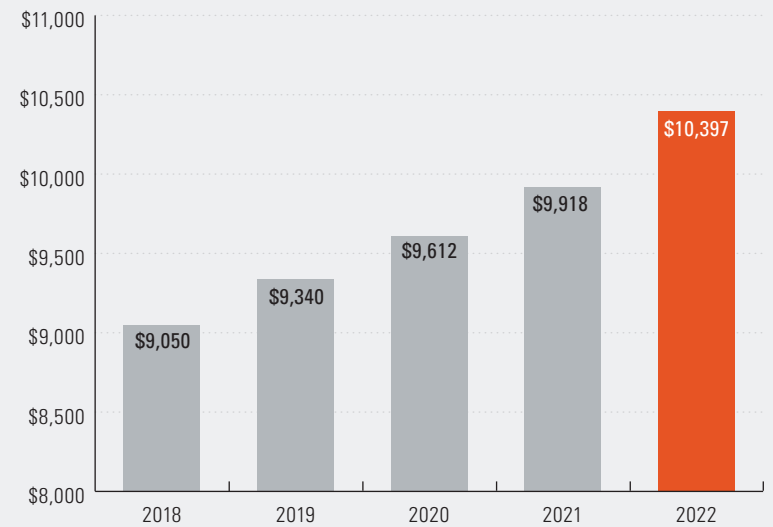
Consolidated Debt Per Capita

Source: City of Surrey Finance Department



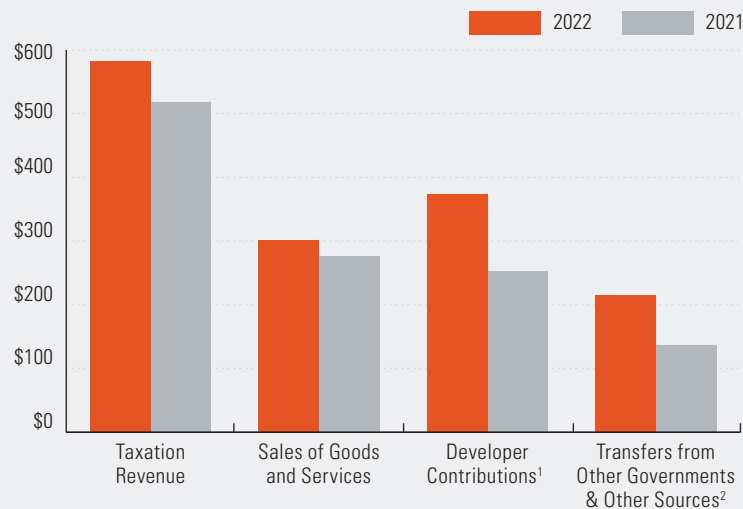
Total Accumulated Surplus (in millions)

Source: City of Surrey Finance Department



Year over Year Comparison of Revenue Sources (in millions)

Source: City of Surrey Finance Department



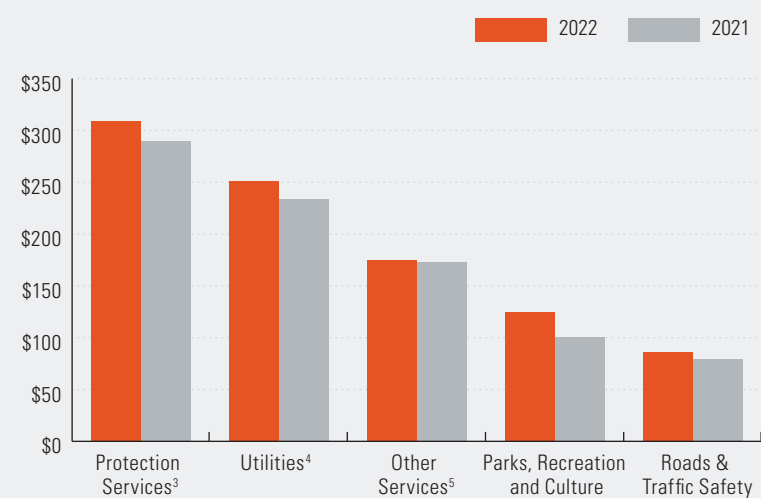
- Taxation revenue increased year over year as a result of tax increases and growth.
- Sales of Goods and Services revenue increased year over year as a result of increased hours of operations for recreation facilities due to COVID-19 pandemic recovery.
- Developer contributions revenue increased year over year resulting from development recovery from COVID-19, increasing contributions during 2022.
- Gov't Trsf & Other Sources revenue increased year over year due to increase in investment income, transfers from other government and higher gains on sale of assets.

¹ Developer Contributions includes Development Cost Charges and Developer Contributions

² Transfers from Other Governments & Other Sources includes Investment Income, Transfers from Other Governments and Other

Year over Year Comparison of Expenses by Function (in millions)

Source: City of Surrey Finance Department



- Protection Services expenses increased over prior year due to higher policing costs.
- Utilities expenses increased slightly year over year primarily due to an increase in regional district water and sewer services usage during 2022 compared to 2021.
- Other Services expenses remained fairly consistent over prior year as services remained virtually unchanged.
- Parks, Recreation and Culture expenses increased over prior year due to increased hours of operations for recreational facilities due to COVID-19 pandemic recovery.
- Roads & Traffic Safety expenses increased slightly year over year as a result of higher costs on various supplies and materials expenditures.

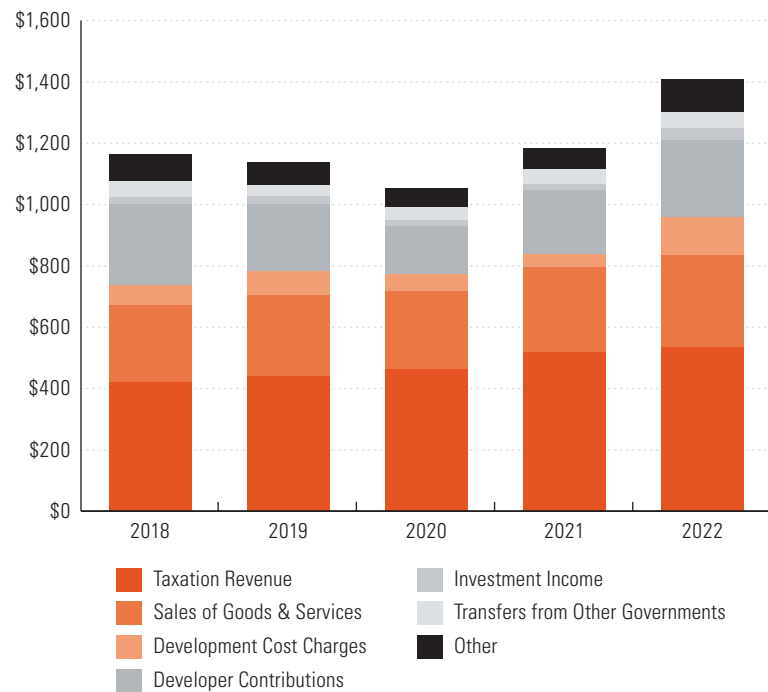
³ Protection Services includes the functions of Police and Fire Services

⁴ Utilities includes Water, Sewer, Drainage and Solid Waste

⁵ Other Services includes General Government, Engineering, Surrey City Energy, Parking, Planning & Development and Library Services

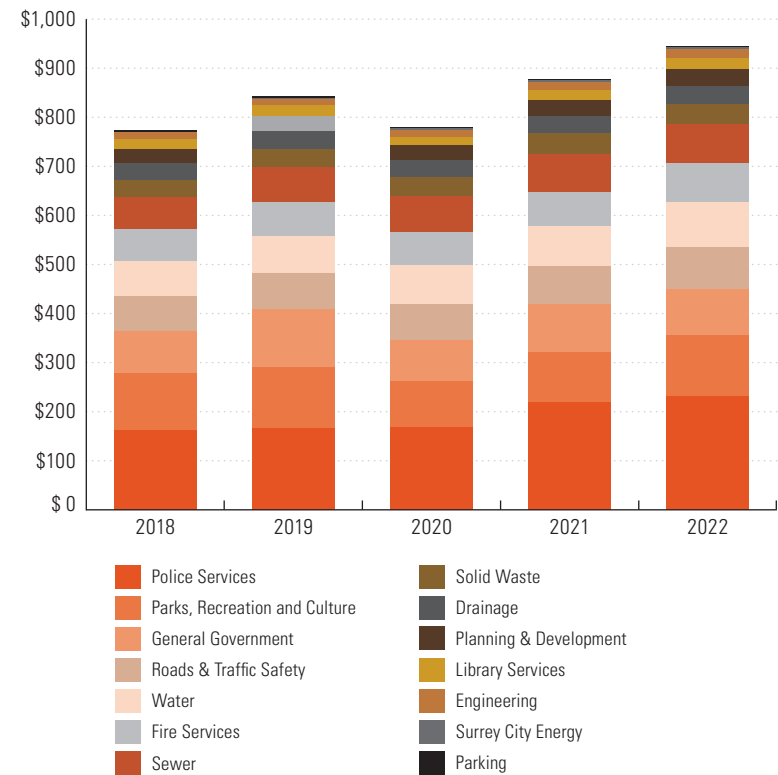
Revenue By Sources (in millions)

Source: City of Surrey Finance Department



Expenses By Function (in millions)

Source: City of Surrey Finance Department



Source: City of Surrey Finance Department

Consolidated Revenues (in thousands):

	2022	2021	2020	2019	2018
Taxation revenue	\$ 533,006	\$ 518,400	\$ 463,081	\$ 438,805	\$ 420,145
Sales of goods and services	301,948	275,990	254,553	266,705	250,281
Development cost charges	122,761	44,991	55,377	76,830	68,353
Developer contributions	251,365	208,220	155,931	218,080	263,556
Investment income	40,003	18,015	19,407	28,643	22,633
Transfers from other governments	69,391	49,839	43,168	35,467	51,722
Other	106,069	67,666	60,112	72,036	85,463
	\$ 1,424,543	\$ 1,183,121	\$ 1,051,629	\$ 1,136,566	\$ 1,162,153

Consolidated Expenses by Function (in thousands):

	2022	2021	2020	2019	2018
Police services	\$ 231,311	\$ 219,702	\$ 167,134	\$ 166,653	\$ 161,096
Parks, recreation and culture	124,607	100,743	95,424	122,626	118,111
General government	92,874	98,020	82,385	119,527	83,646
Roads & traffic safety	85,995	79,186	73,879	79,006	70,858
Water	92,642	80,088	79,191	75,329	72,573
Fire services	77,781	70,670	67,666	68,304	64,664
Sewer	81,243	77,091	72,826	71,229	63,095
Solid waste	39,247	41,719	40,084	38,308	35,147
Drainage	37,420	35,206	34,079	36,030	33,914
Planning and development	34,162	31,081	30,369	30,401	29,524
Library services	24,035	22,360	17,206	20,867	20,157
Engineering	16,707	15,623	13,362	13,073	13,561
Surrey City Energy	4,932	3,892	3,196	2,695	1,399
Parking	2,241	2,224	2,342	2,998	2,385
	\$ 945,197	\$ 877,605	\$ 779,143	\$ 847,046	\$ 770,130

Certain comparative information has been reclassified to conform to the financial statement presentation adopted in the current year.

CONSOLIDATED STATEMENT OF FINANCIAL POSITION

As of December 31, 2022, with comparative figures for 2021 (in thousands of dollars)

	2022	2021
FINANCIAL ASSETS ¹		
Cash and cash equivalents	\$ 80,851	\$ 591,508
Accounts receivable	208,927	160,974
Portfolio investments	1,619,901	1,015,623
Other investments	533	738
	1,910,212	1,768,843
LIABILITIES		
Trade and other accounts payable	123,732	104,121
Due to other governments	129,913	144,997
Employee future benefits	31,446	30,765
Deposits and prepayments	381,456	351,295
Deferred revenue	123,229	130,994
Deferred development cost charges	333,558	371,704
Debt	333,471	356,970
	1,456,805	1,490,846
NET FINANCIAL ASSETS ²	453,407	277,997
NON-FINANCIAL ASSETS ³		
Tangible capital assets	9,934,411	9,631,885
Inventories of supplies	1,917	1,195
Prepaid expenses	7,464	6,776
	9,943,792	9,639,856
ACCUMULATED SURPLUS ⁴	\$ 10,397,199	\$ 9,917,853

¹ Financial assets: cash resources and liquid assets.

² Net financial assets: the net financial position, calculated as the difference between financial assets and liabilities.

³ Non-financial assets: the non-financial assets that are owned which will be utilized for future services, including tangible capital assets, inventories and prepaid expenses. Non-financial assets can normally be used only for service provision to accomplish future objectives.

⁴ Accumulated surplus: This is an indicator of the City's overall financial health. It is the difference between the combined financial assets and non-financial assets as compared to its liabilities and includes the investments in tangible capital assets (capital equity), total reserves (restricted funds), appropriated surplus (internally appropriated funds) and general or unrestricted funds.

CONSOLIDATED STATEMENT OF OPERATIONS¹

For the year ended December 31, 2022, with comparative figures for 2021 (in thousands of dollars)

	2022 Budget ²	2022	2021
REVENUES			
Taxation revenue	\$ 524,529	\$ 533,006	\$ 518,400
Sales of goods and services	296,470	301,948	275,990
Development cost charges	129,198	122,761	44,991
Developer contributions	160,208	251,365	208,220
Investment income	16,823	40,003	18,015
Transfers from other governments	55,541	69,391	49,839
Other	55,160	106,069	67,666
TOTAL REVENUES	1,237,929	1,424,543	1,183,121
EXPENSES			
Police services	202,579	231,311	219,702
Parks, recreation and culture	131,086	124,607	100,743
General government	91,500	92,874	98,020
Roads and traffic safety	80,113	85,995	79,186
Water	82,014	92,642	80,088
Fire services	71,585	77,781	70,670
Sewer	82,155	81,243	77,091
Solid waste	41,843	39,247	41,719
Drainage	36,355	37,420	35,206
Planning and development	33,238	34,162	31,081
Library services	23,445	24,035	22,360
Engineering	16,354	16,707	15,623
Surrey City Energy	4,675	4,932	3,892
Parking	2,674	2,241	2,224
TOTAL EXPENSES	899,616	945,197	877,605
ANNUAL SURPLUS³	338,313	479,346	305,516
Accumulated Surplus, beginning of year	9,917,853	9,917,853	9,612,337
Accumulated Surplus, end of year	\$ 10,256,166	\$ 10,397,199	\$ 9,917,853

¹ The statement of operations shows the sources of revenues and expenses, the annual surplus or deficit and the change in the accumulated surplus.

² The budget numbers represent the City's plan for revenue and expenses set at the beginning of the year.

³ Annual surplus is the net income/(loss) for the current year's operations.

The City of Surrey provides administrative & regulatory support, protection services, infrastructure support, recreation & culture services, and community planning services for the citizens of Surrey.

The following is a list of contact information for these services:

City of Surrey

13450 – 104 Avenue
Surrey, British Columbia
V3T 1V8 Canada
Tel: 604-591-4011
Hours: 8:30 am to 4:30 pm
Website: surrey.ca

PROTECTION SERVICES:

Bylaw Enforcement, Compliance & Licensing

Bylaw Enquiries: 604-591-4370
Email: Bylawcomplaint@surrey.ca
Parking Ticket Enquiries: 604-591-4178
Business License Clerk: 604-591-4370
False Alarm Clerk: 604-591-4746
Animal Control & Dog Licensing:
604-591-4370
Surrey Animal Resource Centre: 604-574-6622
Hours: 9:00 am to 6:00 pm Daily
Adoptions: 604-574-6623
After hours emergency line: 604-591-4370

Surrey Fire Service

Non-Emergency: 604-543-6700
Emergency calls only: 911

Surrey RCMP

Non-emergency: 604-599-0502
Emergency calls only: 911

ADMINISTRATIVE & REGULATORY:

Mayor and Council

Mayor: 604-591-4126
Council Office: 604-591-4805
Email: Mayor@surrey.ca

City Manager's Office

Enquiries: 604-591-4122
Email: CityManager@surrey.ca

Investment & Intergovernmental Relations Department

Enquiries: 604-591-4128
Email: EconDev@surrey.ca

Finance Department

Reception: 604-591-4235
Email: FinanceInquiry@surrey.ca
Property & Payment Services: 604-591-4181

Corporate Services Department

Reception: 604-591-4660
Email: HumanResources@surrey.ca
Legislative Services Enquiries: 604-591-4132
Email: Clerks@surrey.ca

Community Services Department

Email: communityservices@surrey.ca

OTHER SERVICES:

Engineering Department

Reception: 604-591-4340
Email: Engwebmail@surrey.ca
Calls after 4:30 pm: 604-591-4152
Land Development: 604-591-4276
Garbage & Recycling: 604-591-4427
Recorded Information Line: 604-590-7289
Service Requests: 604-591-4152
Transportation Line: 604-591-4853
Traffic Signals/Street Lights: 604-591-4338
Water Meter Program: 604-575-9283

Parks, Recreation & Culture Department

Email: ParksRecCulture@surrey.ca
Information Line: 604-501-5000
Registration Line: 604-501-5100

Surrey Arts Centre at 13750 – 88 Avenue

Information Line: 604-501-5564
Box Office: 604-501-5566
Website: surrey.ca/arts

Surrey Museum at 17710 – 56A Avenue

Information Line: 604-592-6956

Cemetery Services at 14850 – 28 Avenue

Administration Office: 604-598-5770
Email: cemeteryinfo@surrey.ca

Planning & Development Department

General Enquiries: 604-591-4441
Email: Planningdevelopment@surrey.ca
Building Inspection Enquiries: 604-591-4231
Electrical Inspection Enquiries: 604-591-4240
Plumbing Inspection Enquiries: 604-591-4245
(The above numbers are accessible 24 hrs.)
Trees & Landscaping Enquires: 604-591-4675
Inspection Schedule Information:
604-591-4650
Information Line (voicemail only):
604-591-4366

Surrey Public Library

Administration Office: 604-598-7300
Website: surreylibraries.ca



Design, layout, production and photos provided by the City of Surrey – Marketing & Communications ©
CITY OF SURREY | 13450 - 104 AVENUE | SURREY | BRITISH COLUMBIA | V3T 1V8
PREPARED BY THE CITY OF SURREY FINANCE DEPARTMENT

SURREY.CA