PURCHASING SECTION
13450 – 104 Avenue, Surrey, B.C. V3T 1V8
Tel: 604-590-7274 Fax: 604-599-0956
E-mail: purchasing@surrey.ca

ADDENDUM NO. 2

REQUEST FOR QUOTATIONS (RFQ) NO.:	**1220-040-2016-046**
TITLE:	**HOLLAND PARK CONCRETE PAVING WORKS**
ADDENDUM ISSUE DATE:	**APRIL 14, 2016**
CLOSING DATE:	**PREFER TO RECEIVE QUOTATIONS ON OR BEFORE APRIL 15, 2016.**

INFORMATION FOR CONTRACTORS

This Addendum is issued to provide additional information to the RFQ for the above named project, to the extent referenced and shall become a part thereof. No consideration will be allowed for extras due to the contractor not being familiar with this addendum. This Addendum No. 2 contains six (6) pages in total including drawings.

Q1: Drawing C4 has a note "Contractor to confirm location of existing electrical system & protect or relocate as required during construction. Any adjustments to be performed by an electrical contractor under the direction of an electrical engineer".

Questions relating to this note are:

Q1a: Would this be paid until item number 16?

A1a: Payment for this work would occur under Item 10 – Existing Service Adjustments on a lump sum basis.

Q1b: May we be supplied with current as-built electrical drawings before tender close?

A1b: All available as-built electrical drawings are attached to this addendum.

Q1c: What does this electrical infrastructure supply power to?

A1c: Existing electrical infrastructure in this location supplies power to the lamp standards along the east side of the existing concrete surfaces, as well as a junction box with power heading west under the concrete to the round planting island to power some landscape flood lights and a pair of GFI plugs for Christmas lights on the Sequoia tree. There is another junction box that heads north toward

the bus shelter on Old Yale Road where it powers four spot lights on the black steel poles framing in the north end of the plaza as well as some flush mounted plaza lights in the concrete seat walls.

There is also a pull box (in the lawn area to be excavated) that has two empty 4" conduits coming into it for supplying temporary underground event power through a bolt down power kiosk. These do not have any conductors in them and pose no hazard to excavating.

Q1d: Is this the only electrical service within the construction area?

A1d: On the opposite side of the path to the west is a 600 Amp BC Hydro service transformer and a large above ground power kiosk for large concert events. Live power does not extend beyond that service. The park's path lighting is powered from the east end of the park near the fountain.

END OF ADDENDUM

All Addenda will become part of the RFQ Documents.

AREA 1: HOLLAND GATE

For electrical layout in this area see sheet 1P-5

NEW PULL BOX

2 – 4" DB# CONDUIT

600 AMP SERVICE BY HYDRO

NEW PULL BOX

3 – 3" PRIMARY RACEWAY (BY HYDRO)

CONNECTION BY HYDRO

ANCHOR

UTILITY POLE

ANCHOR

UTILITY POLE

UTILITY POLE

NEW PULL BOX

DUCTS TO BE LOCATED WITHIN 600 OF PATHWAY

NEW PULL BOX

2 – 4" DB# CONDUIT

EXISTING PULL BOX

NEW PULL BOX

2 – 4" DB# CONDUIT

NEW PULL BOX

3 INCH AND 1 INCH PVC

ELECTRICAL BOXES

ELECTRICAL BOXES

ELECTRICAL BOXES

KIOSK

ANCHOR

UTILITY POLE WITH TRANSFORMER

ANCHOR

UTILITY POLE WITH UNDERGROUND SERVICES

ELECTRICAL BOX

WOOD BORDER SURROUNDS HYDRO KIOSK

3x 3 INCH PVC HYDRO

3x 3 INCH PVC HYDRO

HYDRO VAULT

2X4 MARKER HYDRO

2X4 MARKER HYDRO

UTILITY POLE WITH UNDERGROUND SERVICES

3 INCH PVC HYDRO

WOOD SURROUND/ HYDRO KIOSK

3 INCH PVC HYDRO END?

COMPACTED TRENCHLINE

NOTE:

HYDRO TO SUPPLY AND INSTALL NEW RACEWAY FROM POLE TO KIOSK AND 600AMP SERVICE KIOSK.
CONTRACTOR TO SUPPLY & INSTALL TWIN RACEWAY FROM KIOSK TO BOTH ENDS OF LAWN C/W STUB OUTS EVERY 50m AND PULL STRINGS.
CONTRACTOR TO ADJUST FOR UNDERGROUND CONFLICT OF SERVICES.

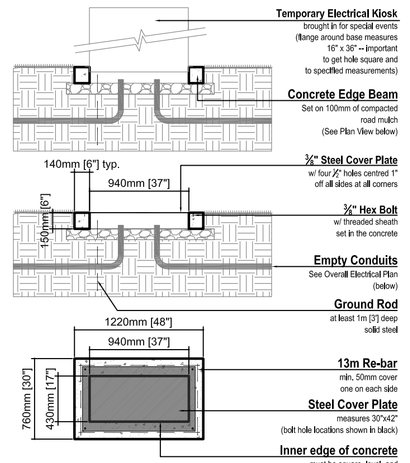

Notes:

1. Min. 50mm cover on re-bar, form concrete with 2x6.
2. Steel plate to be min. ½" thickness (to support large mower)
3. Ground rod to extend at least 1m / 3' into ground and be solid steel

ELECTRICAL LEGEND	
	EXISTING LIGHT
	EXISTING ELECTRICAL BOX
	APPROX. LOCATIONS OF EXISTING UNDERGROUND LINE(S)
	NEW MAIN SERVICE RACEWAY (as noted on drawing) ~110m
	NEW SECONDARY RACEWAY (as noted on drawing) ~260m
	CONDUIT STUB-OUT LOCATIONS (6) IN AE37 JB UNDER CUSTOM CONCRETE SLAB (SEE DETAIL)

- NEW SERVICE BY HYDRO WILL PROVIDE
- 600AMP $^{120}/_{208}$V 3 PHASE POWER.
- EXISTING LAMP STANDARDS ARE POWERED BY 10 AND 8 GAUGE WIRE.
- EACH LAMP STANDARD IS EQUIPED WITH TWO DUPLEX GFI RECEPTACLES AVAILABLE FOR USE DURING CONSTRUCTION.

AREA 3: WEST GATE

For electrical layout in this area see sheet 3P-5

van der Zalm + associates inc.
Landscape Architecture * Urban Design * Parks & Recreation

Suite 2200 1177 W.Hastings St.
Vancouver, British Columbia
V6E 2K3
P 604.882.0024
F 604.882.0042
info@www.vdz.ca

The Warehouse Design Studio
8938 192 Street
Surrey, British Columbia
V4N 3W8
P 604.882.0024
F 604.882.0042
info@www.vdz.ca

STRUCTURAL ENGINEER:

NEALE ENGINEERING LTD.
#202, 19945 – 56th Avenue
Langley, B.C. V3A–3Y2
Tel: (604) 534–2118
Fax: (604) 530–3673

NOTES:

© Copyright reserved. This drawing and design is the property of van der Zalm + associates inc. and may not be reproduced or used for other projects without permission.

No.	Description	Date
6.	Issued for Construction	Jan 23/09
5.	Issued for RFQ	Nov 05/08
4.	Final Review	Oct 24/08
3.	Mayoral Review	Sep 29/08
2.	95% Review	Sep 22/08
1.	60% Review	Sep 3/08

REVISIONS-DRAWING ISSUE

CONTRACTOR SHALL CHECK ALL DIMENSIONS ON THE WORK AND REPORT ANY DISCREPANCY TO THE CONSULTANT BEFORE PROCEEDING. ALL DRAWINGS AND SPECIFICATIONS ARE THE EXCLUSIVE PROPERTY OF THE OWNER AND MUST BE RETURNED AT THE COMPLETION OF THE WORK.

NORTH

PROJECT:

HOLLAND PARK
SPIRIT SQUARE

LOCATION:

K.G. HWY / 100TH AVENUE
SURREY, BC

DRAWN: JM	
CHECKED: MV	
APPROVED: MV	CAD FILE: LD-5 OVERALL ELECTRICAL PLAN.DWG
SCALE: 1:600	DATE: Jan 23/09

DRAWING TITLE

OVERALL ELECTRICAL PLAN

PROJECT NO. PR2008-03

SHEET NO. LP-3

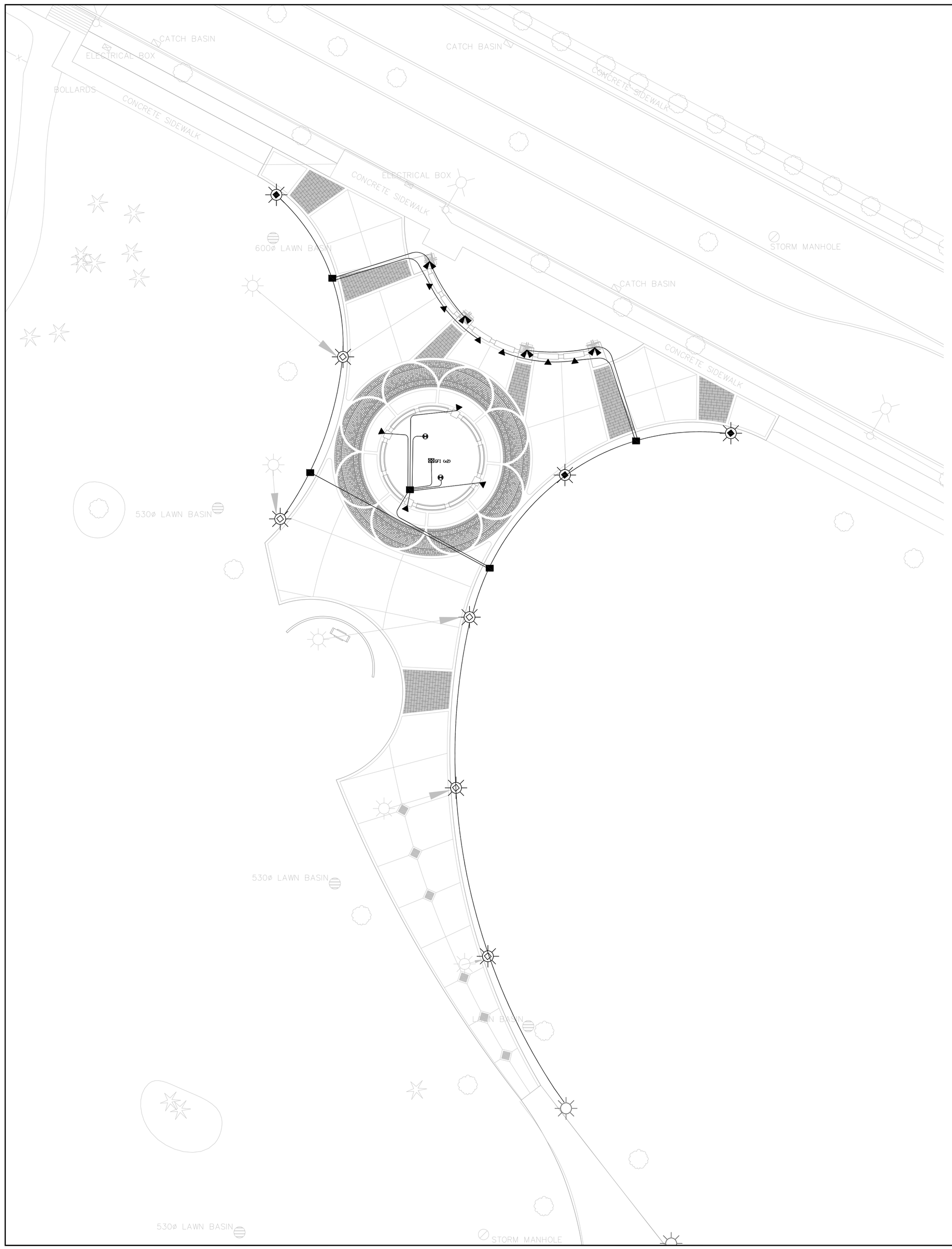

AREA 1

LIGHTING LEGEND	
	EXISTING LIGHT RELOCATED (5)
	EXISTING LIGHT IN REPOSITIONED LOCATION (5)
	NEW LIGHT TO BE ORDERED (3)
	NEW RECESSED STEP LIGHT (8)
	NEW TREE UPLIGHT IN FOOTING (2)
	NEW BANNER POLE SPOTLIGHTS (x2 / POLE = 8 FOR THIS AREA)
	GFI DUPLEX PLUG (2)
	AE 37 JUNCTION BOX WITH TAMPER-PROOF LID (5)
	ELECTRICAL CONDUIT

CONTRACTOR REQUIRED TO POWER ALL FIXTURES.

BANNER POLE LIGHTS

120V Knuckle Mount by Hydrel
Product #: 4511-M35-12-NR-WMSA-LPI-STG
Lamp: Included
Distributor: Interlite Sales
P:604.524.4747 F:604.524.4710

STEP LIGHTS

120V Steplyte by Hadco
Product #: RSC2
Lamp: 13W PLC compact fluroescent
Distributor: Nedco
P:604.792.4233 F:604.793.9713

UPLIGHTS

12V Inground by Hadco
Product #: IL116
Lamp: 75W MR16
Distributor: Nedco
P:604.792.4233 F:604.793.9713

Note: Step lights shall be black with downward louvres and uplights shall be a dark colour in the least expensive finish. If given more than one choice at the base price, the contractor should choose the finish that would appear least attractive to metal thieves.

Note: The uplights have an optional anti-vandalism grate to protect the lens. This option shall be included on all uplights.

van der Zalm + associates inc.
Landscape Architecture * Urban Design * Parks & Recreation

Suite 2200 1177 W.Hastings St.
Vancouver, British Columbia
V6E 2K3
P 604.882.0024
F 604.882.0042
info@www.vdz.ca

The Warehouse Design Studio
8938 192 Street
Surrey, British Columbia
V4N 3W8
P 604.882.0024
F 604.882.0042
info@www.vdz.ca

STRUCTURAL ENGINEER:

NEALE ENGINEERING LTD.
#202, 19945 – 56th Avenue
Langley, B.C. V3A–3Y2
Tel: (604) 534–2118
Fax: (604) 530–3673

NOTES:

© Copyright reserved. This drawing and design is the property of van der Zalm + associates inc. and may not be reproduced or used for other projects without permission.

No.	Description	Date
6.	Issued for Construction	Jan 23/09
5.	Issued for RFQ	Nov 05/08
4.	Final Review	Oct 24/08
3.	Mayoral Review	Sep 29/08
2.	95% Review	Sep 22/08
1.	60% Review	Sep 3/08

REVISIONS-DRAWING ISSUE

DRAWING TITLE
AREA 1 - HOLLAND GATE LIGHTING PLAN

CONTRACTOR SHALL CHECK ALL DIMENSIONS ON THE WORK AND REPORT ANY DISCREPANCY TO THE CONSULTANT BEFORE PROCEEDING. ALL DRAWINGS AND SPECIFICATIONS ARE THE EXCLUSIVE PROPERTY OF THE OWNER AND MUST BE RETURNED AT THE COMPLETION OF THE WORK.

NORTH

PROJECT:
HOLLAND PARK
SPIRIT SQUARE

LOCATION:
K.G. HWY / 100TH AVENUE
SURREY, BC

PROJECT NO.
PR2008-03

DRAWN: JM	
CHECKED: MV	
APPROVED: MV	CAD FILE: 1P-5 AREA 1 - HOLLAND GATE LIGHTING PLAN.DWG
SCALE: 1:250	DATE: Jan 23/09

SHEET NO.
1P-5

1/29/2009 11:31:38 AM

HOLLAND PARK
"AS BUILT" NOV. 23.09
STM MH
SAN MH
CNB
LB
ALL UNITS ARE IMPERIAL UNLESS NOTED OTHERWISE
LANDSCAPE DRAWING NO.
WATER SERVICE VAULT
WATER METER BOX
SCALAMOS

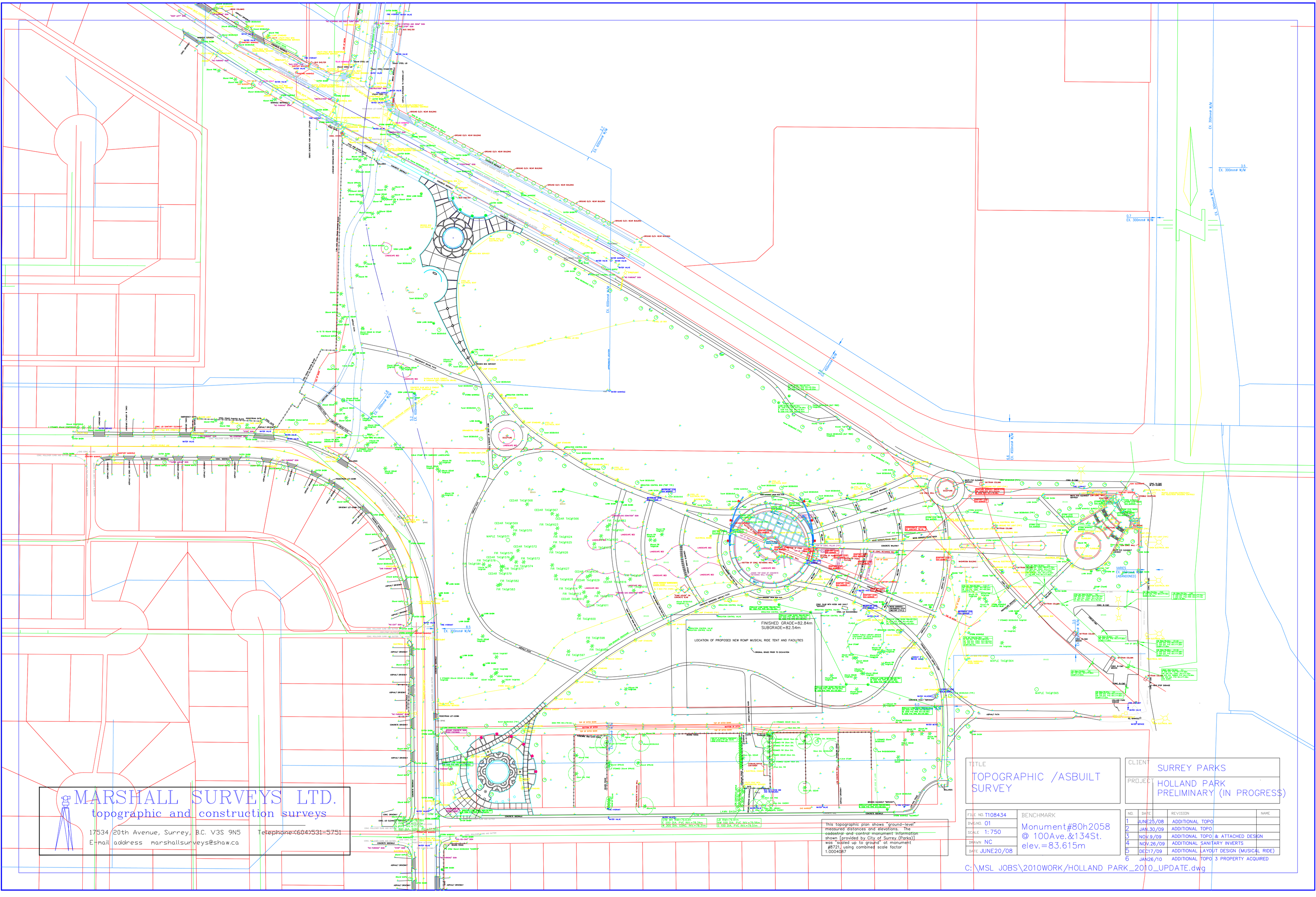
FINISHED GRADE=82.84m
SUBGRADE=82.54m
LOCATION OF PROPOSED NEW RCMP MUSICAL RIDE TENT AND FACILITIES
EX. 300mmø W/M
EX. 600mmø W/M
EX. 450mmø W/M
EX. 300mmø W/M
EX. 300mmø W/M
EX. 300